

RAGHUBIR SINGH JUNIOR MODERN SCHOOL

HUMAYUN ROAD, NEW DELHI -110003

Nursery Weekly Planner - 2
29th April - 5th May 2020

Dear Parent,
Greetings!

We hope you all are fine and enjoying the various activities that we have been posting for you and your little one. Now let's get ready for some more stimulating activities and rhymes.

Topics of the week

Colour – Yellow

Shape – Square

My Favourite Things

Emotions and feelings

It is important that children are taught good hygiene. Look at this story and find out how...

<https://www.youtube.com/watch?v=8QnunFtuth8&feature=youtu.be>

It's a 'Yellow Day' today...

Go outside and have a look at the sky.

What do you see?

I see the sky, I see birds, I see a sun.

A sun... wow! What is its colour?

YELLOW!!!



Yellow, yellow like a sun,
The colour yellow is so much fun.
A baby chick and a sour lemon,
A rubber duck and juicy melon.



Yellow, yellow like a school bus,
Come join in and sing with us, sing with us.

Yellow, yellow like a sun,
The colour yellow is so much fun.
The corn on the cobs sweet and yummy,
Banana milk shake in my tummy.



I SPY GAME

I spy with my little eyes
something yellow in the kitchen ...
I see a banana.

I spy with my little eyes
something yellow in the bedroom...
I see a yellow bedsheet.


(Parents to keep yellow things in the
house at different places and play
the game to find them.)







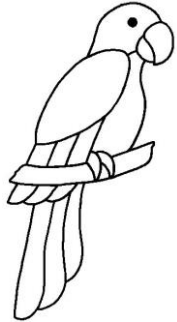
Please find a
worksheet
attached at the
end of the plan.

Beatrice is on her way to visit her grandfather. She has got a present for him. Her journey is quite eventful. Listen to the story and enjoy.

https://youtu.be/4Nc_Llb_aFs



Circle only those things which Beatrice saw in the story



Sammy Square



Sammy Square is my name
My four sides are just the same
Turn me around, I don't care
I'm always the same, I am a square!



Memory Game



Arrange square-shaped objects on a tray,
Cover them until you are ready to play.
Now take off the cover and keep it aside,
Let your child observe and then you hide,
Tell me now, what all did you see inside?



<https://www.youtube.com/watch?v=sBDG297o1jA>



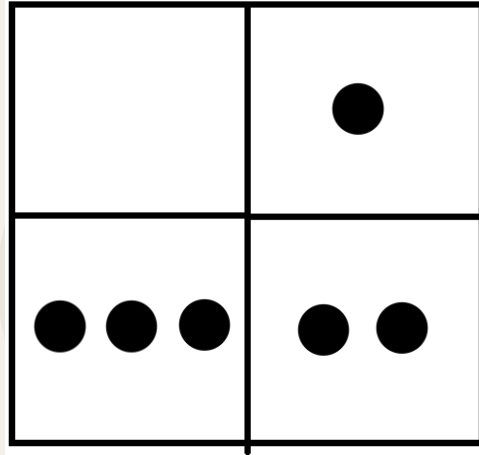
Shape monster, shape monster
munch, munch, munch,
How about a square sandwich for your
lunch, lunch, lunch?



Please find a
worksheet
attached at the
end of the plan.

Square Walk

Draw a big square. Divide it into four small squares. Ask your child to walk on the edge of the big square and play the music. When the music stops, the child gets inside the square on which he/she has stopped, counts the dot and jumps as many times as the number of dots.



Remember the mystery bag?

Now count and put any three square shaped objects in the bag.



How are you feeling today?



<https://www.youtube.com/watch?v=ZHS7vCdBeus>

Looking in the mirror
what do I see?
A pretty little face smiling at me.
Looking in the mirror
what do I see?
A pretty little face frowning at me.

Looking in the mirror
what do I see?
A grumpy, angry face staring at me.
Looking in the mirror
what do I see?
A funny little fellow laughing at me.



Passing the Parcel

- Sit together with your family members.
- Put few chits (depicting different emotions) in a basket.
- When the music stops, pull one chit out at a time and mimic that feeling.

Please find a worksheet attached at the end of the plan.

My Favourite Things



- Engage your family in a conversation about everyone's favourite things.
- Click pictures and record it in a scrapbook.

Play this song-

<https://www.youtube.com/watch?v=fn4dpFmbbHk&feature=youtu.be>



Dance with your child on his/her favourite song.



Cook your child's favourite dish.


Read aloud from your child's favourite book or a story before bedtime.






Fun with paint


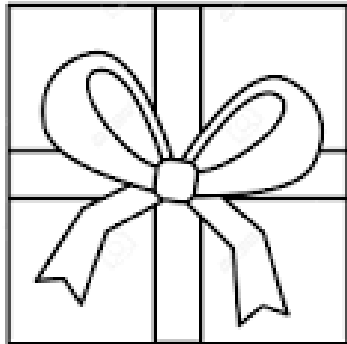

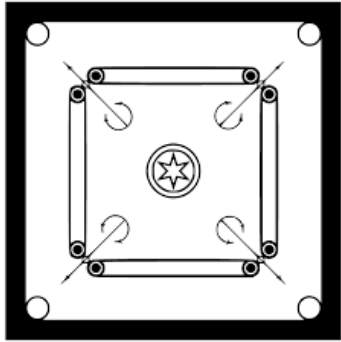
Let's do finger painting on the SUN .



Trace along the dotted lines and decorate the borders to make a photo frame



Colour only the objects which are square in shape with **yellow** colour



Let's match it!

Cut out these emotions and let
the fun begin...

Place these 8 cutouts on a flat
surface and let the child match
them.

