

## Instructions for Mobile User

Step 1: Download the Microsoft Team App and start the same

Step 2: Tap on Sign in



Welcome to Microsoft  
Teams! A happier place for  
teams to work together.

Sign in

Sign up for free

[Learn more](#)

Step 3: Enter the user ID provided by school and set your own password by entering the password provided by school

5:31

### Sign in to Microsoft Teams

Microsoft

aarav9125@rsjms.in

#### Update your password

You need to update your password because this is the first time you are signing in, or because your password has expired.

Current password

New password

Confirm password

[Sign in](#)

## Instructions for Mobile User

Step 4: Read the information and tap on Got it



@mentions and the activity feed  
help you stay on top of your  
work and assignments.



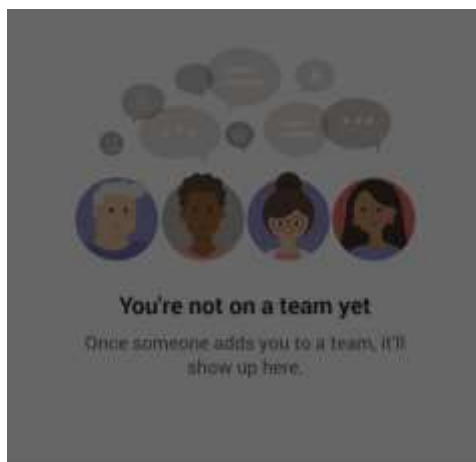
Got it

## Instructions for Mobile User

Step 5: Tap on teams tab at the bottom in center



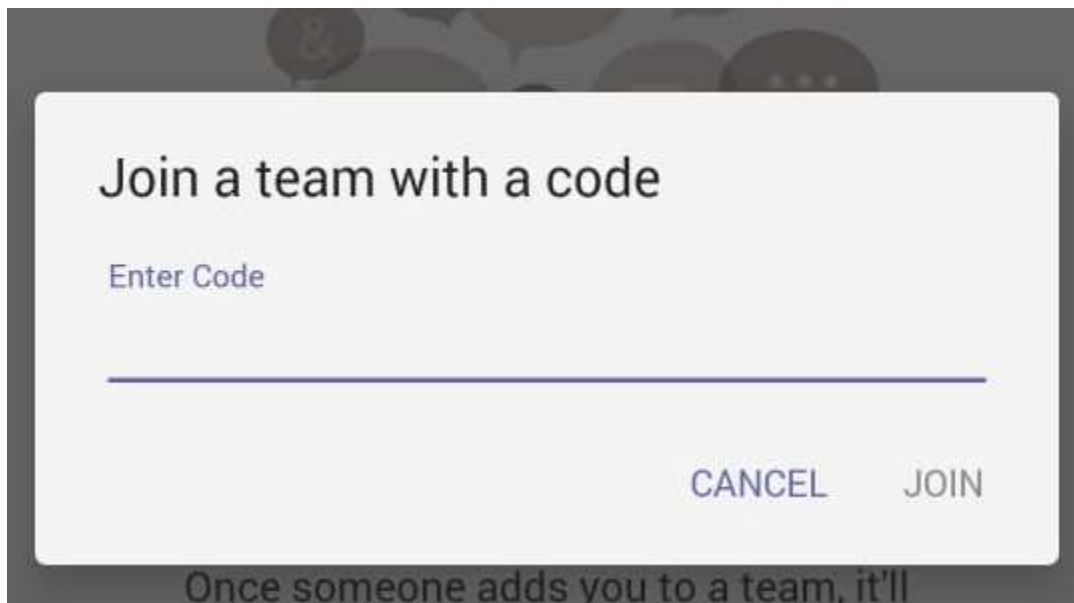
Step 6: Tap on "Join a team with code"



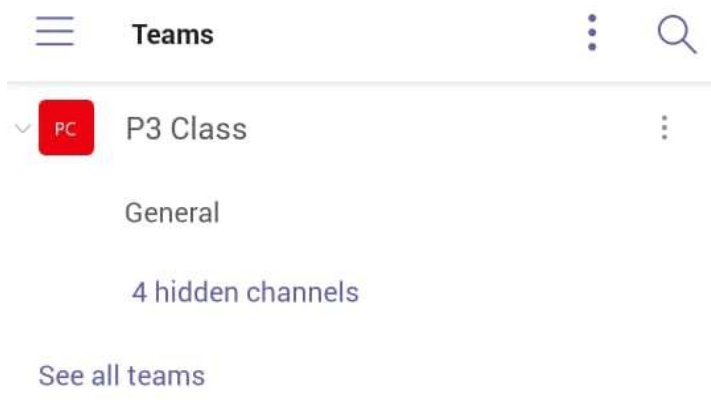
-  Manage teams
-  Create new team
-  Browse teams
-  Join a team with a code

## Instructions for Mobile User

Step 7: Enter the code, provided by school



Step 8: Tap on hidden channels



Step 9: Select all the channel. And you will be the part of class and can join the online class as per schedule shared by school