

RAGHUBIR SINGH JUNIOR MODERN SCHOOL HUMAYUN ROAD, NEW DELHI-110003.

Kindergarten Weekly Planner-9

27th May 2020

Hello everyone!

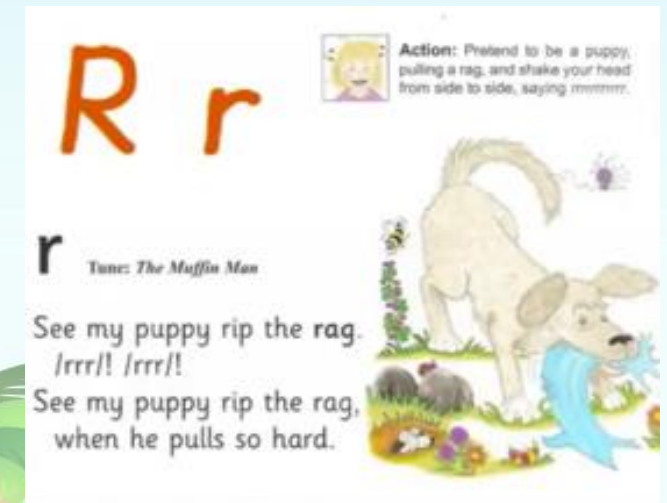


Hope the worksheets, activities, videos, stories are all keeping you occupied and happy at the same time.

This week, like always there are lots of fun activities and learnings in store for you all.



English

- We have two letters in store for you this week.
- These are letters “**P p** and **R r**”.
- Kindly revise their names and sounds by singing the phonics song aloud.
- Here is a link to the song: <https://youtu.be/jvAYUvQUrGo>



Sight words

Before we introduce the new sight words, let us watch the video in the link below :-

<https://www.youtube.com/watch?v=K4wTpwHoa88>

This week's sight words are 'YES' and 'NO'

When we feel something is right we say 'Yes'

When we feel something is wrong we say 'No'



ट

आओ दोहरायें

ब

टब



हिंदी

अक्षर 'न' की कहानी:

यह कहानी है नत्थू राम की।

नत्थू राम जी के घर के पास एक नदी बहती थी। नत्थू राम जी रोज़ शाम को नदी के किनारे बैठकर नभ में तारे देखते थे।

एक दिन नत्थू राम जी नमक लेने नगर गए। नमक लेकर जब वह वापस आ रहे थे तो उन्होंने एक नटखट बन्दर देखा जो पेड़ पर चढ़कर आते जाते लोगों की नकल उतार रहा था। यह देखकर नत्थू राम जी को बहुत मज़ा आया।

जब नत्थू राम जी आगे गये तब उन्होंने देखा कि एक नट, नथ पहन कर, सड़क पर करतब दिखा रही थी। यह देख कर नत्थू राम जी बहुत खुश हो गए। नट के करतब देख कर नत्थू राम जी नमक लेकर घर वापस आ गए। उन्होंने नल खोल कर पानी से हाथ धोए, नमक डाल कर सब्जी बनाई और नरम नरम रोटी के साथ गरम गरम सब्जी खाकर सो गए।



ऐसा दिखता है

न - नमक



न - नथ




न - नदी



न - नल



न - नरम



न - नट



न

Numeracy

Tower building activity


Let us play with blocks today.

- All we need for this activity is the number strip that we used in work plan 5 and a basket/box/bag full of blocks.
- Encourage your child to build a tower on the number strip with those many blocks as the given number.

For example - if the number on the number strip is 7, he/she has to recognize the number first, take 7 blocks from the basket/box/bag and then make the tower with 7 blocks.

(Please make sure that the child picks one block at a time and is loud and clear in his/her counting while taking the blocks)

- Now that the towers are ready from 1-10, ask which is the tallest tower and which is the shortest ?



Hope you enjoy doing the activity.

Summer season

Let us learn about summer through the song.

<https://youtu.be/yaLQWURCntE>

Summer is here. But, alas Mr. Corona decided to visit us this year and you cannot go for vacations OR even to the market to have **popsicles**.

Don't worry, we will teach you how to make them at home. It will be so much FUN.....

1. Take a small steel glass, fill it half with water.
2. Add 2-3 spoonfuls of rose syrup/orange squash. Squeeze some lemon juice in it and mix.
3. You can even mix lemon juice and sugar in a bowl and add it to the glass half filled with water.
4. Place a steel/wooden spoon in the glass.
5. Put the glass in the freezer.
6. Once it is frozen, take it out, rinse the outside of the glass with normal water.
7. Remove the popsicle from the glass and Enjoy !!!

